

1814988-1 ✓ ACTIVE



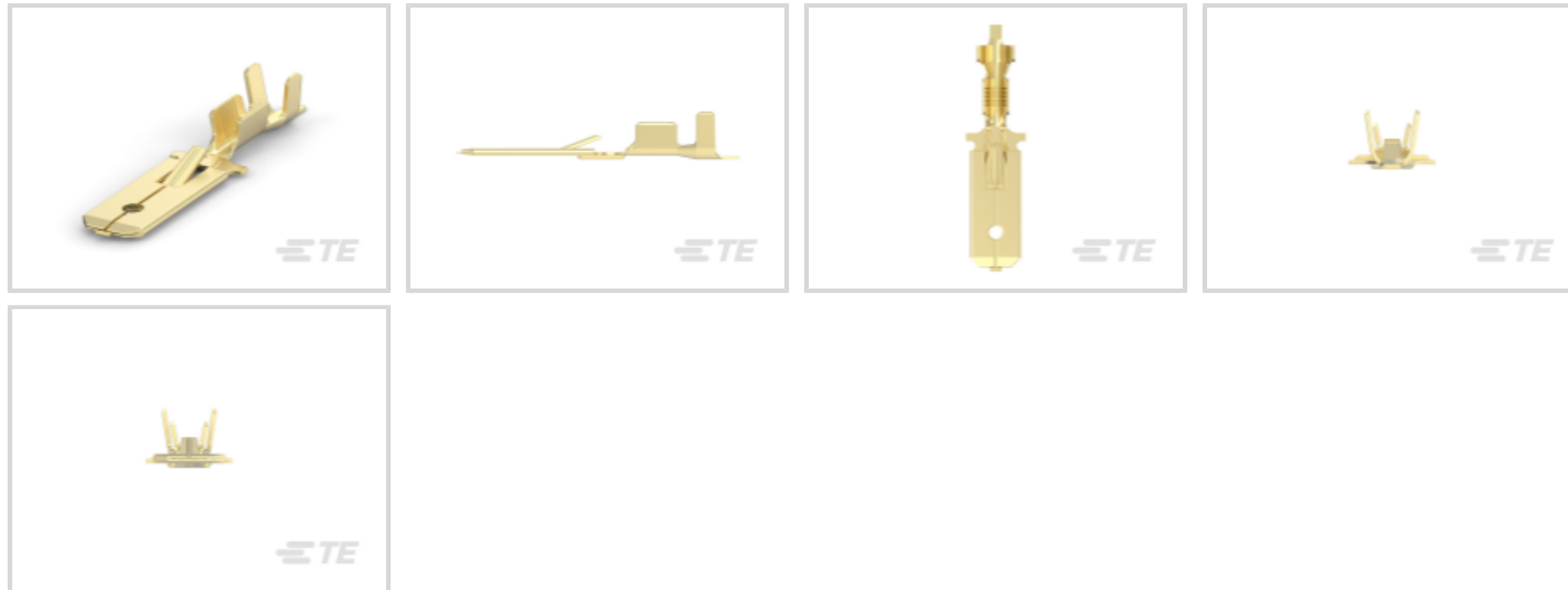
AMPLIVAR

TE Internal #: 1814988-1

Quick Disconnects, Tab, 18 – 15 AWG Wire Size, .84 – 1.65 mm²
Wire Size, 1624 – 3256 CMA Wire Size, Mating Tab Width .25 in
[6.35 mm], AMPLIVAR

[View on TE.com >](#)

Terminals & Splices > Quick Disconnects



Quick Disconnect Terminal Type: **Tab**

Wire Size: **1624 – 3256 CMA**

Mating Tab Width: **6.35 mm [.25 in]**

Features

Product Type Features

Terminates To	Wire & Cable
Wire/Cable Type	Magnet Wire
Sealable	No

Configuration Features

Connection Capacity	Single
---------------------	--------

Contact Features

Quick Disconnect Terminal Type	Tab
Mating Tab Width	6.35 mm [.25 in]
Mating Tab Thickness	.81 mm [.032 in]
Terminal Orientation	Straight
Contact Base Material	Brass
Terminal Plating Material	Unplated
Crimp Type	F-Crimp
Barrel Type	Open

Mechanical Attachment



Wire Insulation Support	With
-------------------------	------

Dimensions

Accepts Wire Insulation Diameter Range	2.2 – 3.3 mm [.086 – .129 in]
Overall Length	27.3 mm [1.074 in]
Receptacle Terminal Stock Thickness	.4 mm [.016 in]
Wire Size	1624 – 3256 CMA

Usage Conditions

Insulation Option	Uninsulated
Operating Temperature Range	-40 – 105 °C [-40 – 221 °F]

Packaging Features

Packaging Quantity	4000
Packaging Method	Reel

Product Compliance

[For compliance documentation, visit the product page on TE.com>](#)

EU RoHS Directive 2011/65/EU	Compliant
EU ELV Directive 2000/53/EC	Compliant
China RoHS 2 Directive MIIT Order No 32, 2016	No Restricted Materials Above Threshold
EU REACH Regulation (EC) No. 1907/2006	Current ECHA Candidate List: JUNE 2022 (224) Candidate List Declared Against: JUNE 2022 (224) Does not contain REACH SVHC
Halogen Content	Low Halogen - Br, Cl, F, I < 900 ppm per homogenous material. Also BFR/CFR/PVC Free
Solder Process Capability	Not applicable for solder process capability

Product Compliance Disclaimer

This information is provided based on reasonable inquiry of our suppliers and represents our current actual knowledge based on the information they provided. This information is subject to change. The part numbers that TE has identified as EU RoHS compliant have a maximum concentration of 0.1% by weight in homogenous materials for lead, hexavalent chromium, mercury, PBB, PBDE, DBP, BBP, DEHP, DIBP, and 0.01% for cadmium, or qualify for an exemption to these limits as defined in the Annexes of Directive 2011/65/EU (RoHS2). Finished electrical and electronic equipment products will be CE marked as required by Directive 2011/65/EU. Components may not be CE marked. Additionally, the part numbers that TE has identified as EU ELV compliant have a maximum concentration of 0.1% by weight in homogenous materials for lead, hexavalent chromium, and mercury, and 0.01% for cadmium, or qualify for an exemption to these limits as defined in the Annexes of Directive 2000/53/EC (ELV). Regarding the REACH Regulation, the information TE provides on SVHC in articles for this part number is based on the latest European Chemicals Agency (ECHA) 'Guidance on requirements for substances in articles' posted at this URL: <https://echa.europa.eu/guidance-documents/guidance-on-reach>



Compatible Parts



TE Part # 63481-2
RCPT STATOR 21-15 0173PTPBR



TE Part # 62192-1
BOBBIN TAB .016TPBR



TE Part # 1494212-1
SIZE(2.8) AMPLIVAR FASTON RECP



TE Part # 1494211-1
SIZE(2.8) AMPLIVAR FASTON RECP



TE Part # 1478484-1
STATOR TERMINAL



TE Part # 1478484-2
STATOR TERMINAL




TE Part # 1742451-1
AMPLIVAR WIRE PIN 600-1400 020BRS



TE Part # 1494212-2
SIZE(2.8) AMPLIVAR FASTON RECP



TE Part # 1742421-2
TAB,FASTIN-FASTON,AMPLIVAR,250
SER



TE Part # 63657-1
TAB,AMPLIVAR 2(16) 015TPBR



TE Part # 880009-1
.110 FASTON AMPLIVAR

Also in the Series | AMPLIVAR




Crimp Wire Pins, Tabs & Ferrules(5)



Magnet Wire Terminals(5)



PCB Terminals(1)



Quick Disconnects(42)



Ring Terminals & Spade Terminals(28)



Splices(78)

Documents

Product Drawings

[.250SERIES FASTIN-FASTON TAB AMPLIVAR](#)

English

CAD Files

[3D PDF](#)

3D

Customer View Model

[ENG_CVM_CVM_1814988-1_B.2d_dxf.zip](#)

English

Customer View Model

[ENG_CVM_CVM_1814988-1_B.3d_igs.zip](#)

English

Customer View Model

[ENG_CVM_CVM_1814988-1_B.3d_stp.zip](#)

English

By downloading the CAD file I accept and agree to the [Terms and Conditions](#) of use.

Datasheets & Catalog Pages

[Magnet Wire Terminals & Splices](#)

English

Product Specifications

[Application Specification](#)

English

Product Environmental Compliance

[MD_1814988-1_0828201516_dmtec](#)

English

[MD_1814988-1_0828201516_dmtec](#)

English